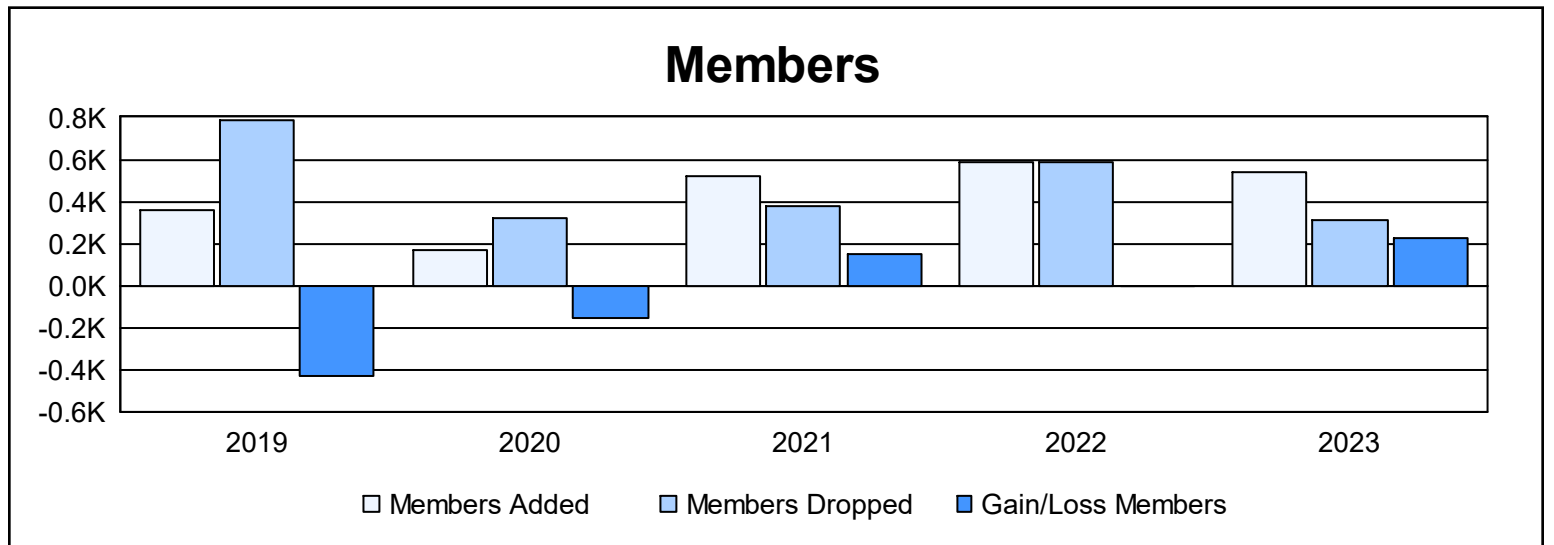
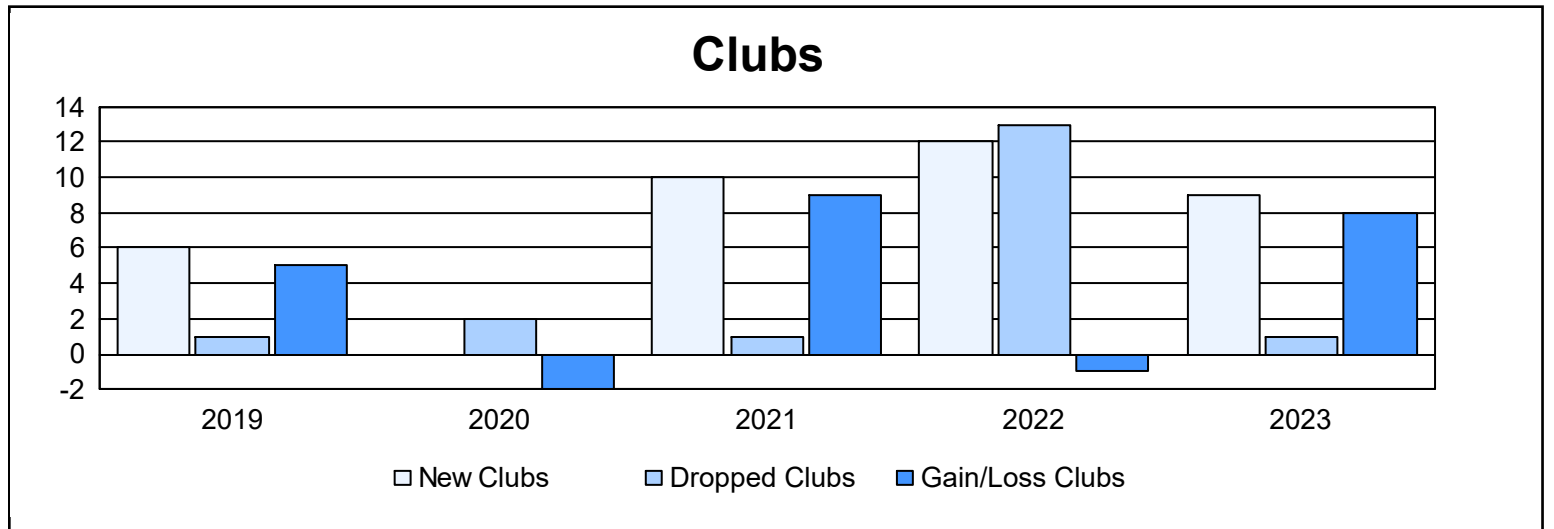
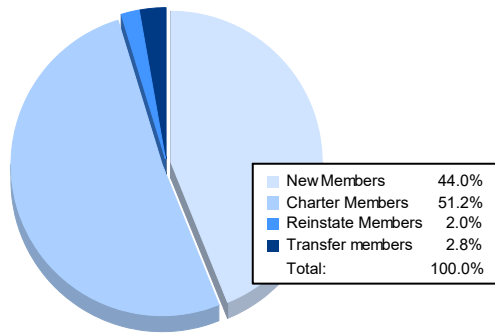


| Year | New Clubs | Dropped Clubs | Gain/Loss Clubs | New Members | Charter Members | Reinstate Members | Transfer Members | Total Member Added | Total Members Dropped | Gain/Loss Members |
|----------------|-----------|---------------|-----------------|-------------|-----------------|-------------------|------------------|--------------------|-----------------------|-------------------|
| 2018-2019 | 6 | 1 | 5 | 143 | 195 | 12 | 7 | 357 | 789 | -432 |
| 2019-2020 | 0 | 2 | -2 | 117 | 32 | 15 | 2 | 166 | 319 | -153 |
| 2020-2021 | 10 | 1 | 9 | 120 | 313 | 72 | 15 | 520 | 373 | 147 |
| 2021-2022 | 12 | 13 | -1 | 288 | 277 | 12 | 7 | 584 | 585 | -1 |
| 2022-2023 | 9 | 1 | 8 | 238 | 277 | 11 | 15 | 541 | 312 | 229 |
| Average | 7 | 4 | 4 | 181 | 219 | 24 | 9 | 434 | 476 | -42 |



Membership Composition June 2023 Cumulative



Gender Composition June 2023 Cumulative

